

575 Series – 30Amp Motor Reversing Contactor

2X – 3P-Double Make – Normally Open

The 575 Series Motor Reversing Contactor is rated for 30A, 1-3 Phase and up to 7.5 HP. See Chart below.



The 575 Motor Reversing Contactor is widely used for control of overhead doors, elevators, hoists, machine tools and other similar devices that require frequent jogging.



Two sets of 3 Pole, Double-make, N.O. Contacts are mechanically interlocked to prevent simultaneous closure.

Optional front mounted Auxiliary contacts are available for electrical lockup/lockout.

See Page 2 for ordering codes.



GENERAL SPECIFICATIONS (@ 25° C)

Contacts:

Contact Configuration	3PST-NO Double Make per side
Contact Material	Silver alloy
Contact Rating	
120 / 240VAC Resistive	30 Amp
Motor 120VAC 1 Phase	1.5Hp
Motor 240VAC 1 Phase	3Hp
Motor 240VAC 2-3 Phase	5Hp
Motor 480 / 600VAC 2-3 Phase	7.5Hp
Contact Resistance, Initial	100milliohms max @ 6VDC

Coil:

Coils Available	AC and DC
Nominal Coil Power	22VA 10W
Input Voltage Tolerance - AC	85% to 110% of nominal
Input Voltage Tolerance - DC	80% to 110% of nominal
Drop-out voltage	10% of nominal
Duty	Continuous

Timing:

Operate Time (max)	60mS
Release Time (max)	30mS

Dielectric Strength:

Across Open Contacts	2500 VRMS
Between Mutually Insulated Points	2500 VRMS
Insulation Resistance	1000 Megohms @ 500 VDC

Temperature:


Operating	-34 to 74°C (-30 to 165°F)
Storage	-40 to 105°C (-40 to 221°F)

Life Expectancy:

Electrical (full load operations)	100,000
Mechanical (no load operations)	1,000,000

Miscellaneous:

Mounting Position	Vertical, Contacts Up
Enclosure	Semi-Enclosed
Weight	42.0oz (1.1 Kg)



Coil Specifications

AC Coil, 50/60HZ

Nominal voltage	Resistance ohms ±10%	Nominal current (Amp)
12	1	1.833
24	5.3	0.917
*120	92	0.183
240	420	0.920
440	2100	0.050
550	3100	0.040

Note: *AC coil is 120, 50/60HZ

DC Coil

Nominal voltage	Resistance ohms ±10	Nominal current (Amp)
12	16.5	0.727
24	58.2	0.412
**120	1450	0.083
240	4,200	0.055
-	-	-
-	-	-

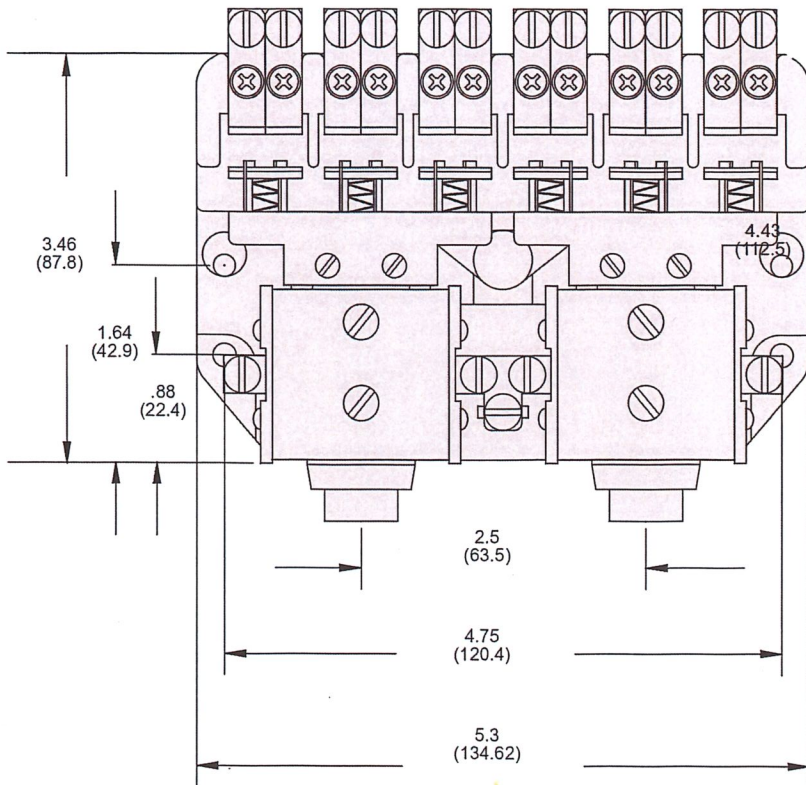
**DC coils 115VDC

575 Series – 30Amp Motor Reversing Contactor

2X – 3P-Double Make – Normally Open

Max Outline Dimensions

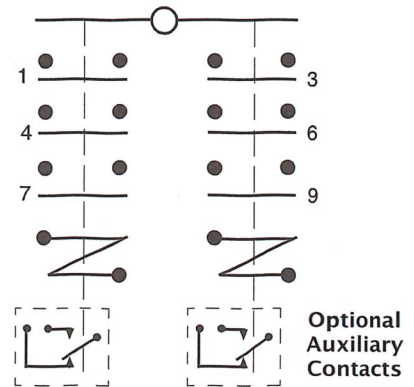
Dimensions Shown in inches & (millimeters)



UP
Recommended
Mounting Position



WIRING DIAGRAM



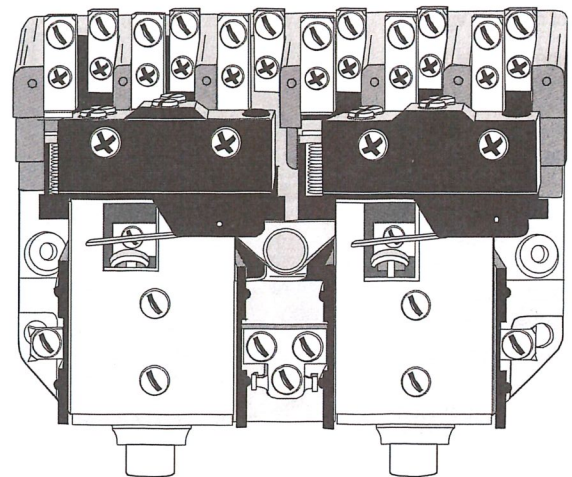
Ordering Code 575 KXX 90 - 24VAC

Series
575

Contact Arrangement
KXX (2X 3PST – N.O. – double make)

Optional Features
1 Auxiliary contacts each SPDT - CODE 90

Coil Voltage
AC: 12, 24, 120, 240, 550 (Add VAC)
DC: 12, 24, 48, 115-125, 240 (Add VDC)



View with Auxiliary
Switches attached